

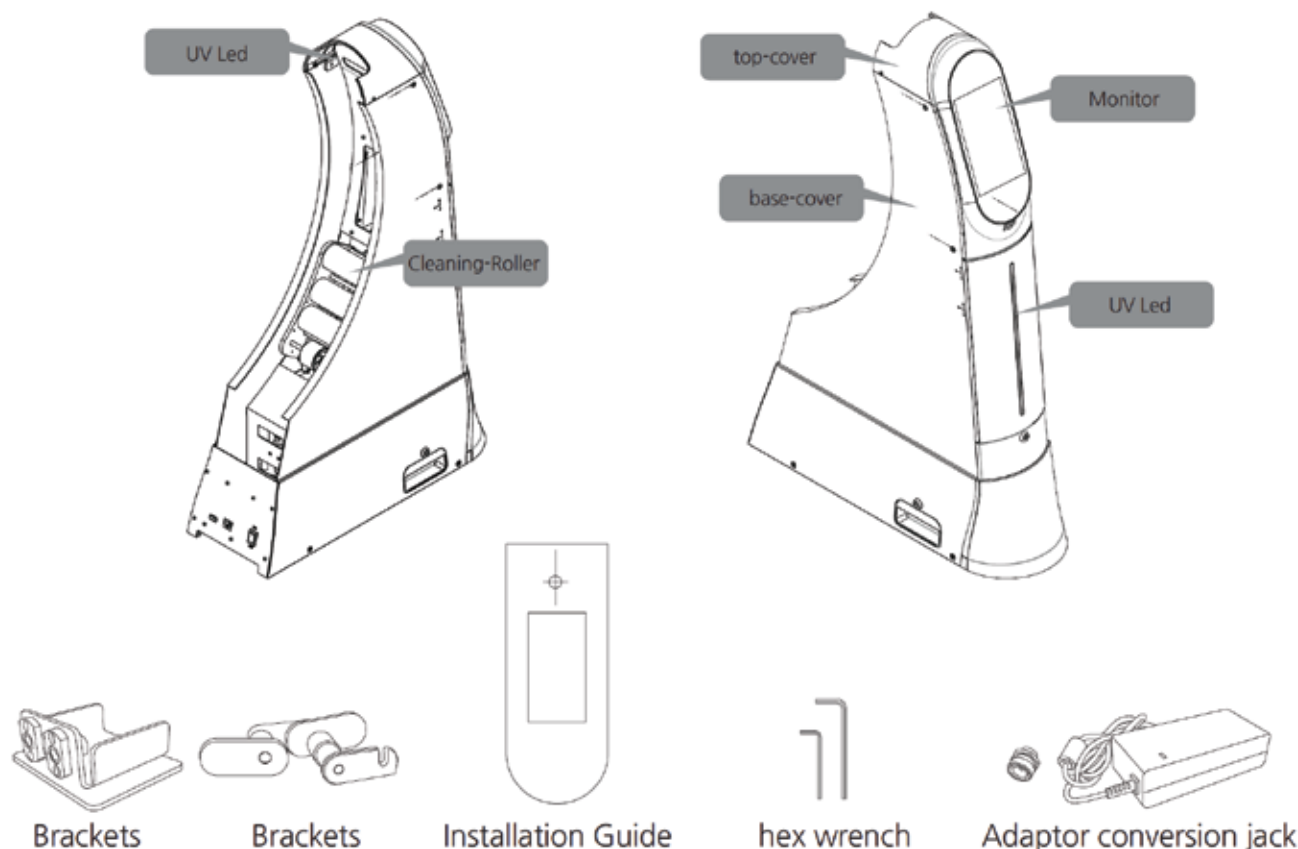


Escalator Handrail Cleaning System

USER MANUAL



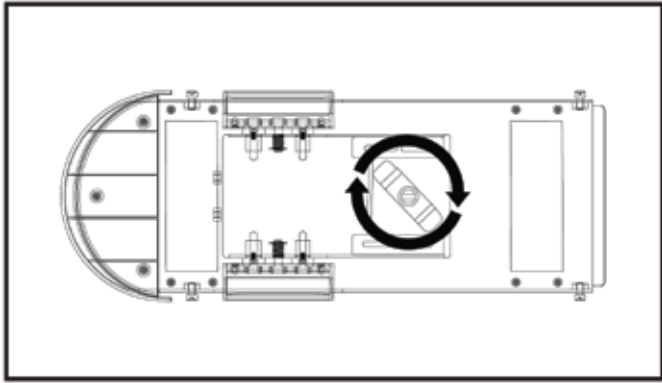
PRODUCT COMPONENTS



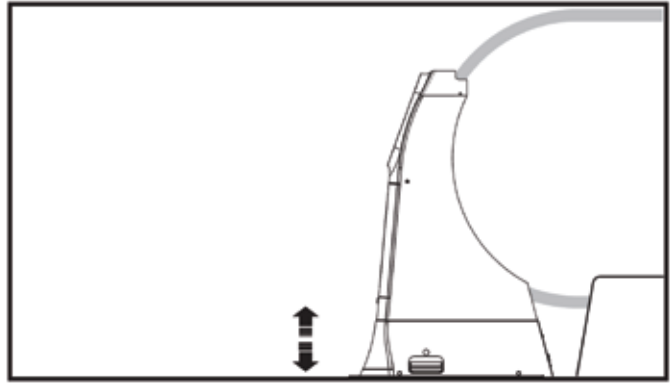
PRODUCT SPECIFICATIONS

ITEM	WECLEAN - E		WECLEAN - G	
Main Board	ARM Cortex™-A7 Dual- Core / DDR3 1G			
Storage	eMMC(4.5) 4GByte / MICRO SD CARD 16GByte			
Operartion System	ANDROID 4.2.2 (Jelly Bean)			
Management Program	SWIT-MSC 1.0			
Display	7inch LCD panel 800 * 480			
Speaker	SPEAKER OUT(2.0W)			
WIFI & USB	WLAN 802.11 b/g/n 2.4GHz / 5GHz & USB2.0			
UV LED	UV-C 275nm			
Battery			Li-ion 5,000~16,500mAh	
Electric Power source	DC Adaptor 12V 2A		Generator : 15W~25W	
Product Size	186 * 510 * 862mm			
Packing Size	200 * 670 * 950mm			
Product Weight	18kg		20kg	
OPTION ITEM				
Mover counter sensor	940nm laser VCSEL			
Fine dust sensor (PM sensor)	laser particle sensor module_PM2.5 , PM10			
Temperature & Humidity sensor	heating flow type_- 40℃~125℃ , RH 0~100%			
CONSUMABLES				
Cleaning Roller	Sponge R/L : 1ea		Cleaning R/L : 2ea	
Sterilization Liquid	Hydrogen peroxide (0.5%)	Sodium benzoate (1.0%)	Purified water (98.5%)	

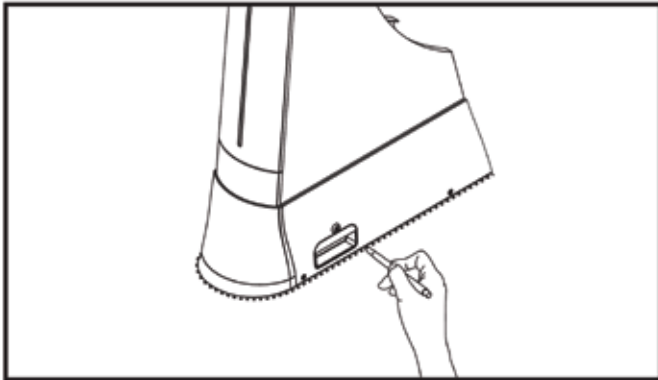
INSTALLATION



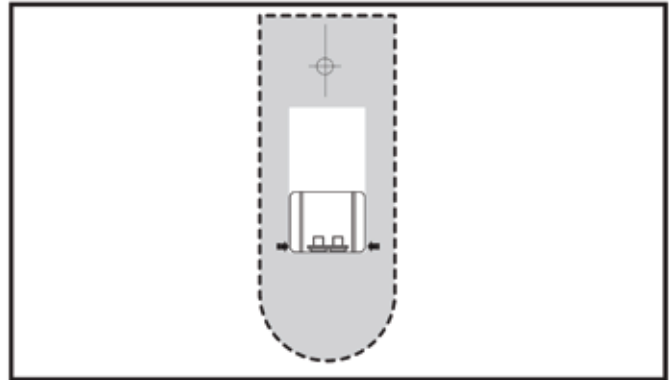
Adjust the height by turning the height adjustment button on the bottom



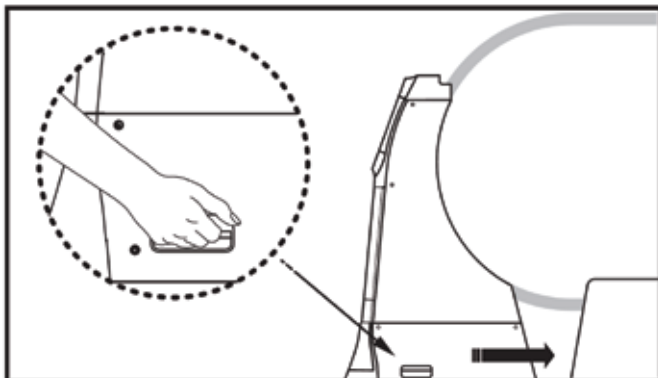
It is important that the generator gear and roller gear make contact with the handrail surface.



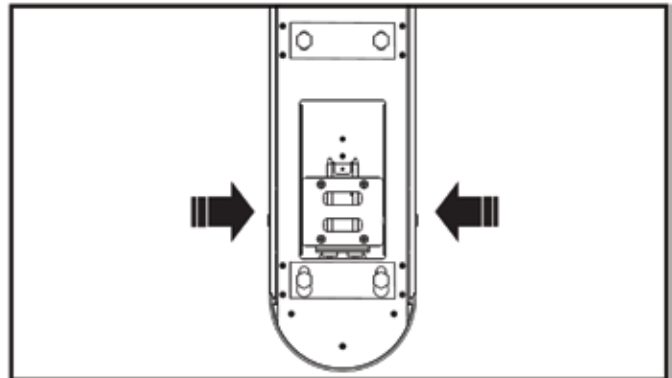
Make the placement of the product on the floor using a pencil/marker



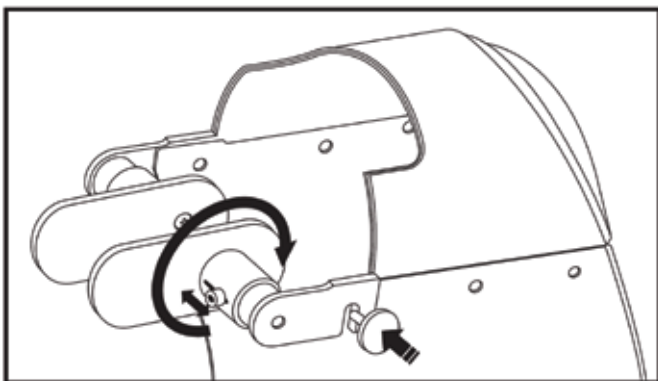
Clean the floor thoroughly , fix the bracket cover on the marked floor. Attach it to the floor using double sided tape.



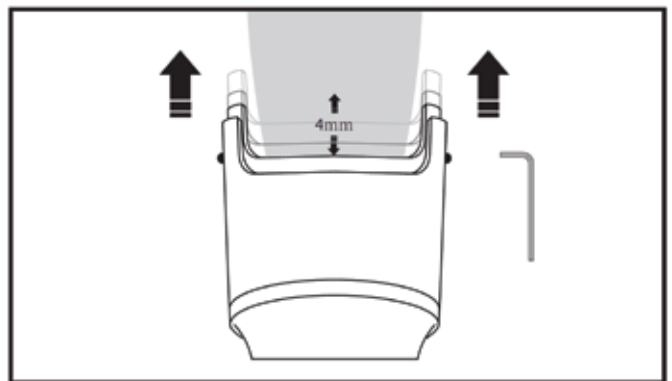
Pull the product handle outward and insert the product into the bottom bracket. Push in the direction of the arrow



When you release the handle, it joins to the fixed bracket



After fitting the upper bracket according to the position of the fixed product, tighten the knob.



Move the head cover to adjust the distance to the handrail within 4mm.
Fix it using a hexagonal wrench

PRODUCT FEATURES & MAINTAINENCE

Features:

- Due to the use of 12V electricity equivalent to that of a smartphone, excessive physical force is not applied to the escalator handrail.
- Less noise
- Monitor video transmission, audio support, disinfectant spray and UV Led light performance
- The product design enhances safety by enclosing the front part of the escalator.

Sterilization and Cleaning:

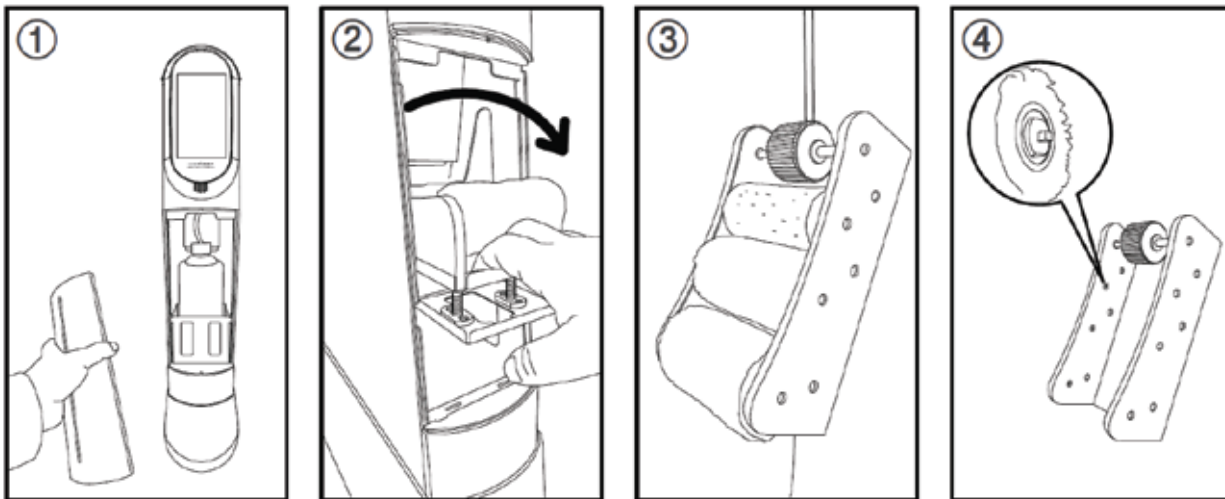
- WeClean has a unique disinfecting system to remove bacteria and viruses like super bacteria
- 99% removal by sterilizing liquid + secondary sterilization of UV lamp
- Complete removal of foreign substances with a 3-stage washing roller

Management efficiency:

- Automatic 24 hour cleaning and sterilization control
- Real-time monitoring and rapid A / S check with IoT (Internet of Things) technology
- With the motion detection sensor, the product turns on or off depending on whether the escalator is running or not.

Maintenance cycle and inspection

- Disinfectant and cleaning rollers are usually replaced every 1 month.
- When replacing the disinfectant solution and cleaning roller, clean the accumulated dust inside with a suction cleaner.
- The monitor's video transmission, voice support, disinfectant spray and implementation of product performance such as UV led are monitored through the app from time to time.

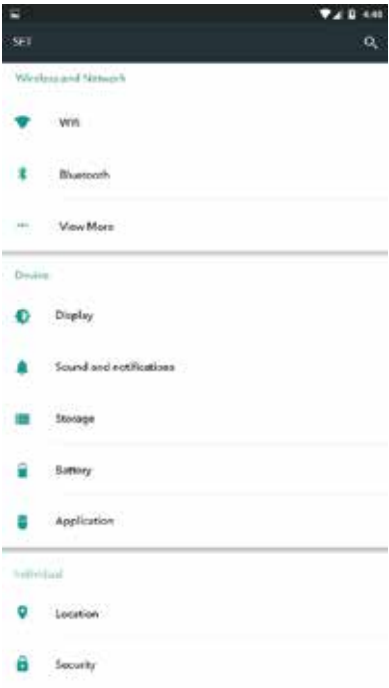


- ① Remove the front cover and remove the disinfectant solution.
- ② Pull out the inside washing roller gear by hand.
- ③ Remove the cleaning rollers by pressing the groove on the right.
- ④ Insert a new washing roller by setting it in the groove.

PRODUCT SCREEN SETTING MANUAL



Select setting menu



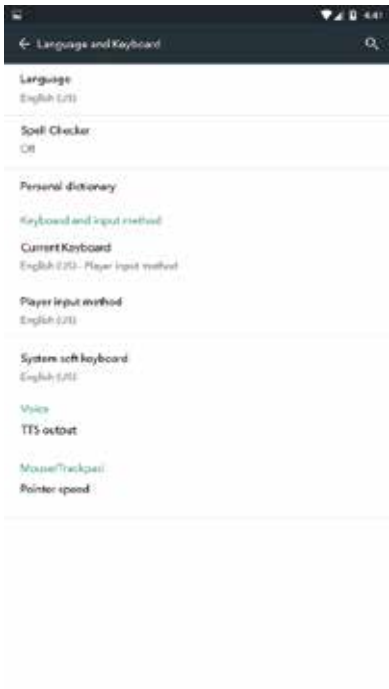
wi-fi menu selection



Select WI-FI and enter password KEY
-Make sure to check the connection status



Language and keyboard menu selection



Language menu selection



Select language to apply to product and exit

HOW TO SET DATE AND TIME



Date and time



Set time zone automatically



Select time zone menu



Select country time to apply to product and exit

LICENSE SETTINGS & APP EXECUTION



Weclean License APP Execution



Serial number input - Website
Check assigned information



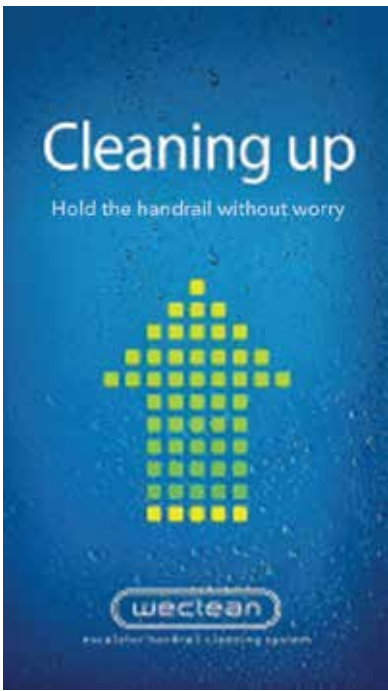
Enter assigned product serial number



SAVE after clicking the button -
SAVE Complete!. Check
message



WeClean APP Execution



Check for video and voice
movement

PRODUCT WARRANTY

Product warranty

In accordance with the Consumer Dispute Resolution Standards announced by the Fair Trade Commission, Seowoo Information Technology Co., Ltd. guarantees the following products.
Notification of warranty and contents will be resolved within 7 days from the request date and damage compensation will be resolved within 14 days from the notification date.
Part retention period is 5 years.

Product Name		Model Name	
Serial number		Warranty period	1 year from date of purchase
Date of Purchase		Purchase agent name	
Customer address		Name/Phone	
Dealer Address		Name/Phone	

Guide to consumer damage compensation standards

[Paid service]
The warranty period does not apply to use other than for sterilizing and cleaning the escalator handrail.
Genuine sterilizing solution must be used, and the warranty period does not apply when a different sterilizing solution is used. [Paid service]
In case of malfunction due to the use of sterilizing liquid and consumables not specified by our company
If the machine breaks down after remodeling or repairing by the customer
If there is a malfunction due to failure to follow the 'Caution for Safety' in the manual

Consumer damage compensation		Reward history	
		Within the warranty period	After the warranty period
Within the parts retention period, naturally occurring quality and performance, functional breakdown & defects with normal use.	When a malfunction occurs due to manufacturing defects	Free repair, exchange	
	Damage incurred during manufacturing transportation and installation	Product Exchange	
	When repair is not possible		
	When repair parts are not available	Free exchange	Paid repair
	When repair is not possible		
Breakdown caused due to customer's negligence	When repair is possible	Paid repair	Paid repair
	When repair is not possible because we do not have repair parts	Exchange the product after collecting the amount corresponding to the paid repair	
Other	In case of failure due to natural disaster		
	In case of malfunction due to abnormal power supply or defective connected equipment		
	Failure due to repair or modification by a person who has not been authorized by our company	Paid repair	Paid repair
	Exchange of consumable parts that wear out under normal use		
	In case of external cause, not product defect		

In principle, the shipping cost to receive the service is the customer's responsibility.

PRODUCT WARRANTY

Precautions

1. This product is for sterilizing and cleaning the escalator handrail. Do not use it for other purposes.
2. Do not put your hand or an object in the connection between the product and the escalator handrail.
3. Do not put your hands or objects in moving parts.
4. Do not apply excessive shock or shake while using the product.
5. Do not disassemble, repair or modify the product.

Customer checklist before reporting malfunction

Even if it is not a malfunction, the operating condition may not be good due to inexperience or simple factors.
In this case, check the checklist and if it does not work, contact the customer center